

## CNG SEQUENTIAL REDUCER

CNG sequential reducer

Two stages reducer, with electrovalve, for CNG sequential systems

Approvals:

- R110
- ISO15500



Automotive applications

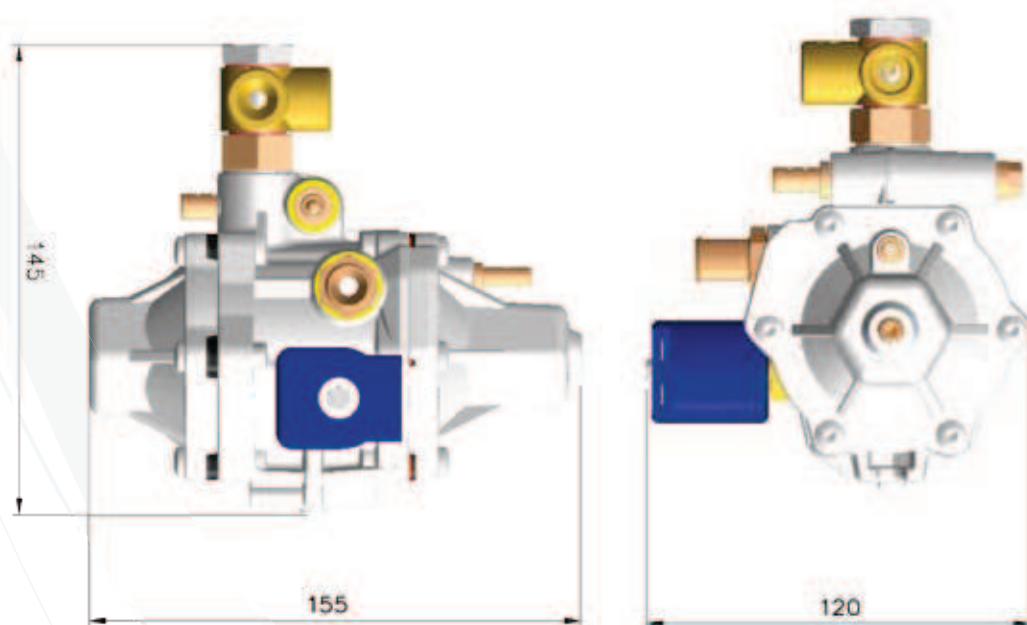
## MODEL

**AT12**


### GENERAL INFORMATION

Type of product	CNG sequential reducer
Application	automotive
Installation procedure	refer to the installation manual
Material	aluminium
Description:	our AT12 CNG sequential model is a compact and reliable two stages reducer, suitable for CNG sequential systems. The outlet pressure is adjustable, from 0,10 to 0,25 MPa, to obtain the best performances

Material	Die-cast Aluminium body, CNC machined
Weight	1,50 kg
Type of product	CNG sequential reducer
Max. inlet pressure	26,00 MPa
1 <sup>st</sup> stage pressure	0,50 MPa
Solenoid voltage	12 V DC
Solenoid power dissipation	17 W
Inlet connection	Ø 6.0mm M12x1
Outlet connection	Fixed pipe fitting Ø 13.5 mm
Flow rate	35 kg/h CH <sub>4</sub> (fig. 1 and 2)
Other features	According to the R110 Regulation



**CNG SEQUENTIAL  
REDUCER**



**MODEL  
AT12**

Functioning test, in laboratory conditions, for the settlement of the range of power without and with MAP

Fig. 1 - Injection pressure range as a function of CNG consumption of engine

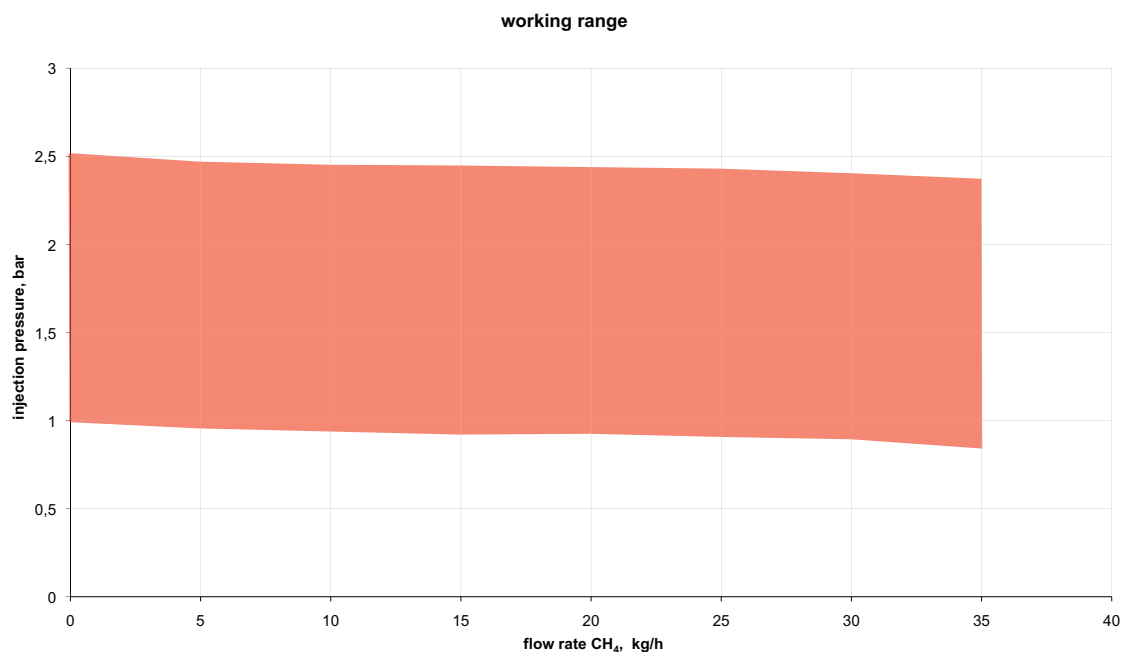


Fig. 2 - Example of injection pressure as a function of CNG consumption of engine and as a function of MAP (manifold absolute pressure)

